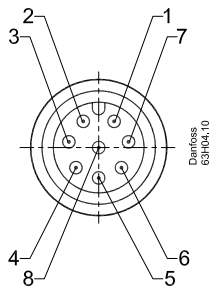


Pressure Transmitter
MBS 1800



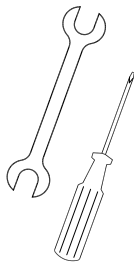
Please refer to the table below for the pin allocation.



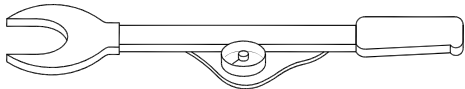
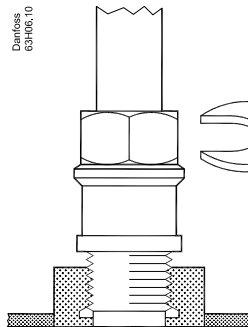
Pin	4 - 20 mA	0.5 - 4.5 V
1	GND	GND
2		
3	Output 4...18 mA	
4	(Com. Input)*	(Com. Input)*
5	-	Output 0.5...4.5 V
6	(Com. Output)*	(Com. Output)*
7	(Drift Comp. Off)*	(Drift Comp. Off)*
8	Supply 12...32 V	Supply 12...32 V

* Used for production purposes

Shielded cables must be used, grounded at controller end.



Danfoss
63H06,10



Thread size
M10
M14
> M14

Mounting torque
15 - 20 Nm
20 - 25 Nm
25 - 100 Nm